

ONE HUNDRED SIXTEENTH ANNUAL REPORT

2024

BOARD OF COUNTY ROAD COMMISSIONERS

Frank P. Zulski, Jr., Chairman

Mark W. Hoffman, Vice-Chairman

Wade R. Williams, Member

Pellston


Petoskey

Alanson

Brent Shank, P.E., Engineer-Manager

Lisa M. Kleeman, Finance Director-Clerk of the Board

Frank Zulski
Wade Williams
Jim Kargol
Brent Shank, PE
Engineer-Manager
Lisa Kleeman
Finance Director



2265 E. Hathaway Road
Harbor Springs, MI 49740
Office: (231) 347-8142
Fax: (231) 347-5787
www.emmetcrc.org

To the Honorable Board of County Commissioners for the County of Emmet
Petoskey, MI 49770

Dear County Board Members:

It is my pleasure to present the 116th Annual Financial Report for the year ending December 31, 2024, in compliance with provisions of ACT 51, Public Acts of 1951, as amended.

On behalf of the Board of County Road Commissioners: Frank Zulski, Jr. – Chairman, Mark Hoffman – Vice Chairman, Wade Williams - Member; and myself, I thank all whom we have had the privilege to associate. We appreciate the continued support from the County Board of Commissioners, townships, Little Traverse Bay Bands of Odawa Indians and residents of Emmet County in our efforts to provide the best and safest county road system in the State of Michigan.

We look forward to continuing our cooperative relationship in making our county road system something the residents of Emmet County can be proud of.

Sincerely,

EMMET COUNTY ROAD COMMISSION

Brent Shank

Brent Shank, P.E.
Engineer-Manager

2024 – YEAR IN REVIEW

January 2024 started as a normal winter with cold temperatures and normal snowfalls. By the end of the winter season of 2024, we experienced one of the lightest winters in many years. Overall, the Road Commission had a light winter season of material usage. The frost law season started on February 2 and ended on March 12.

The construction season in 2024 was a busy one in the County. Over 40 projects improved 39 miles of roads in Emmet County in 2024. Projects completed include: asphalt reconstruction projects, asphalt overlay projects, chip seals, a bridge installation and several culvert replacements and upgrades.

A timber bridge was installed on Lake Shore Drive north of Cross Village over Wycamp Creek. Along with a reconstruction project on Lake Shore Drive, a total of 4.65 miles of road improvements were completed in the area. A large concrete box culvert was installed on Lower Shore Drive at Five Mile Creek. Structure improvements such as these provide benefit to the roads that they carry and waterways that flow under the road.

The Little Traverse Bay Bands of Odawa Indians provided funding for a reconstruction and intersection realignment on Robinson Road, the timber bridge on Lake Shore Drive and concrete box culvert on Lower Shore Drive.

The Road Commission and Townships were able to complete 11 miles of chip seal projects in 2024. These projects will preserve and extend the service life of the roads several years.

The Townships contributed to over 26 miles in road improvements totaling \$3.5 million dollars. The Road Commission appreciates the Township contribution of \$52 million to the road system in Emmet County over the years.

We appreciate the continued support from the townships, County Board, LTBBOI and residents of Emmet County in making our county roads among the safest in the State.

EMMET COUNTY ROAD COMMISSION ROSTER

Established in 1908 to Current

| COMMISSIONERS | | ENGINEER - MANAGER | |
|---------------------------|----------------------------------|---------------------------|--------------|
| John Keep | 1908 (Elected but did not serve) | T. W. Wilcoxon | 1919 |
| Frank Voorheis | 1908-1917 | V. N. Taggett | 1919-1921 |
| Clifford D. Buys | 1908-1915 | Robert D. Tripp | 1921-1926 |
| Henry Leismer | 1908-1911 | Ed Edyvean | 1926-1929 |
| C. W. Lempke | 1911-1919 | Robert D. Tripp | 1929-1934 |
| John Klenk | 1915-1919 | Walter O. Dow | 1935-1959 |
| Frank Ward | 1917-1919 | Robert T. Billington | 1959-1967 |
| P. J. Gregg | 1919 | Orval Cutshaw | 1967-1989 |
| A. B. Klise | 1919-1925 | Roy C. Rodd | 1989-1995 |
| A. B. Backus | 1919-1929 | Brian A. Gutowski | 1995-2022 |
| J. S. Dennis | 1919-1921 | Brent Shank | 2022-Present |
| John J. Walker | 1921-1933 | | |
| George W. McCabe | 1925-1933 | | |
| Frank Ward | 1929-1935 | | |
| G. F. Stringham | 1933-1936 | | |
| N. W. Wells | 1933-1935 | | |
| Allan Angell | 1935-1943 | | |
| Hiram Starmer | 1935-1947 | | |
| J. C. McLin | 1936-1939 | | |
| Oscar Overholt | 1939-1962 | | |
| Charles Therry | 1943-1953 | | |
| M. F. Jackimowicz | 1947-1955 | | |
| Lee Bosma | 1953-1959 | | |
| John H. Perry | 1955-1960 | | |
| Oliver Miller | 1959-1962 | | |
| Ashton K. Hayes | 1961-1979 | | |
| Darrall T. Pool | 1962, 1965-1970 | | |
| Tony Kushak | 1963-1986 | | |
| Roy M. Johnston | 1971-1976 | | |
| Woodrow W. Wagley | 1976, 1977-1988 | | |
| Joe Hoffman | 1979-1996 | | |
| Richard K. Snider | 1987-1992 | | |
| Richard E. Bidstrup | 1989-1994 | | |
| Herbert H. Edwards | 1994 | | |
| Fabian D. LaTocha | 1993-1998 | | |
| William C. Teachout | 1995-2002 | | |
| William R. Poquette | 1997-2002 | | |
| Frank Zulski, Jr. | 1999-Present | | |
| Leroy Sumner | 2002-2018 | | |
| K. Federick Hoffmann, DDS | 2003-2007 | | |
| Richard E. Bidstrup | 2007-2008 | | |
| Larry R. Williams | 2009-2020 | | |
| Robert S. Notestine | 2019-2021 | | |
| Wade R. Williams | 2020-Present | | |
| Mark W. Hoffman | 2021-2024 | | |
| | | BOARD CLERK | |
| | | Allen C. Madlem | 1908-1919 |
| | | William F. Hurd | 1919-1945 |
| | | Mary Hans | 1945-1946 |
| | | Louis E. Tucker | 1946-1951 |
| | | Woodrow W. Wagley | 1952-1971 |
| | | C. Grosvenor Ward | 1971-1979 |
| | | Shirley M. Greenwell | 1979-1990 |
| | | Judith L. Fouch | 1990-2015 |
| | | Dawn M. Martin | 2015-2017 |
| | | Lisa M. Kleeman | 2017-Present |

This annual report contains condensed information from the 2024 Act 51 Report along with additional graphs and informational content. For a copy of the original 2024 Act 51 Report submitted to Michigan Department of Transportation, see our website at www.emmetcrc.org.

Emmet

Year Ended - 2024

Start: 01/01/2024 **End:** 12/31/2024

BALANCE SHEET

Assets

General Operating Fund

| | |
|--|----------------|
| 1. Cash | \$2,119,594.53 |
| 2. Investments | 173,997.79 |
| 3. Accounts Receivable : | |
| a. Michigan Transportation Fund | 1,525,189.28 |
| b. State Trunkline Maintenance | 308,439.75 |
| c. State Transportation Department - Other | 288,443.72 |
| d. Due on County Road Agreement | 58,104.00 |
| e. Due on Special Assessment | 0.00 |
| f. Sundry Accounts Receivable | 4,668.82 |

Inventories/Pre-Paid Insurance/Other

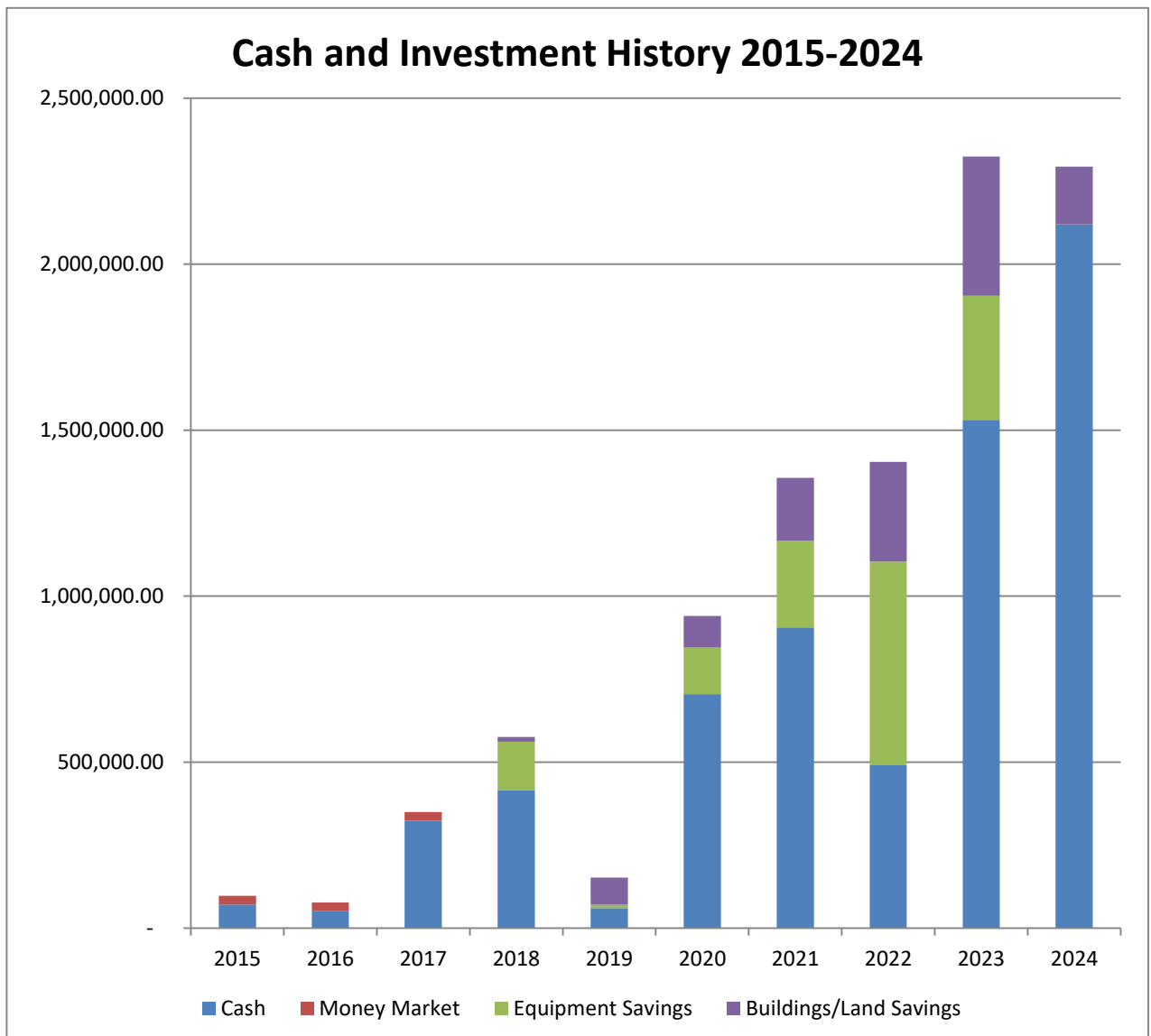
| | |
|-----------------------------------|------------|
| | 0.00 |
| 4. Deferred Expense State Aid | 644,441.23 |
| 5. Road Materials | 455,729.83 |
| 6. Equipment Materials and Parts | 141,342.87 |
| 7. Prepaid Insurance | 0.00 |
| 8. Deferred Expense - Federal Aid | 531,109.17 |
| 9. Other | |

10. TOTAL ASSETS

\$6,251,060.99

Cash and Investment History

| Year | Cash | Money Market | Equipment Savings | Buildings/Land Savings | Total |
|------|--------------|--------------|-------------------|------------------------|--------------|
| 2015 | 71,022.25 | 26,095.49 | - | - | 97,117.74 |
| 2016 | 50,727.34 | 26,108.53 | - | - | 76,835.87 |
| 2017 | 323,735.99 | 26,121.58 | - | - | 349,857.57 |
| 2018 | 415,007.86 | - | 146,146.26 | 15,000.00 | 576,154.12 |
| 2019 | 60,113.64 | - | 10,609.85 | 81,572.27 | 152,295.76 |
| 2020 | 704,661.02 | - | 140,689.49 | 94,800.84 | 940,151.35 |
| 2021 | 905,933.11 | - | 260,755.95 | 189,844.29 | 1,356,533.35 |
| 2022 | 490,770.47 | - | 613,568.16 | 299,851.04 | 1,404,189.67 |
| 2023 | 1,531,192.66 | - | 373,273.76 | 419,851.04 | 2,324,317.46 |
| 2024 | 2,119,594.53 | - | 230.34 | 173,767.45 | 2,293,592.32 |



Emmet

Year Ended - 2024

Start: 01/01/2024 End: 12/31/2024

Liabilities and Fund Balances

Liabilities

| | |
|--|----------------|
| 11. Accounts Payable | \$1,116,813.14 |
| 12. Notes Payable (Short Term) | 0.00 |
| 13. Accrued Liability | 153,841.81 |
| 14. Advances | 589,086.00 |
| 15. Deferred Revenue - Special Assessment District | 0.00 |
| 16. Deferred Revenue - EDF Forest Rd.(E) | 191,100.73 |
| 17. Deferred Revenue | 197,600.00 |
| 18. Other | 361.44 |

Fund Balances

| | |
|---------------------------------|---------------------|
| 19. Primary Road Fund | 3,917,237.81 |
| 20. Local Road Fund | 0.00 |
| 21. County Road Commission Fund | 85,020.06 |
| 22. Total Fund Balances | 4,002,257.87 |

23. TOTAL LIABILITIES AND FUND BALANCES

\$6,251,060.99

Emmet

Year Ended - 2024

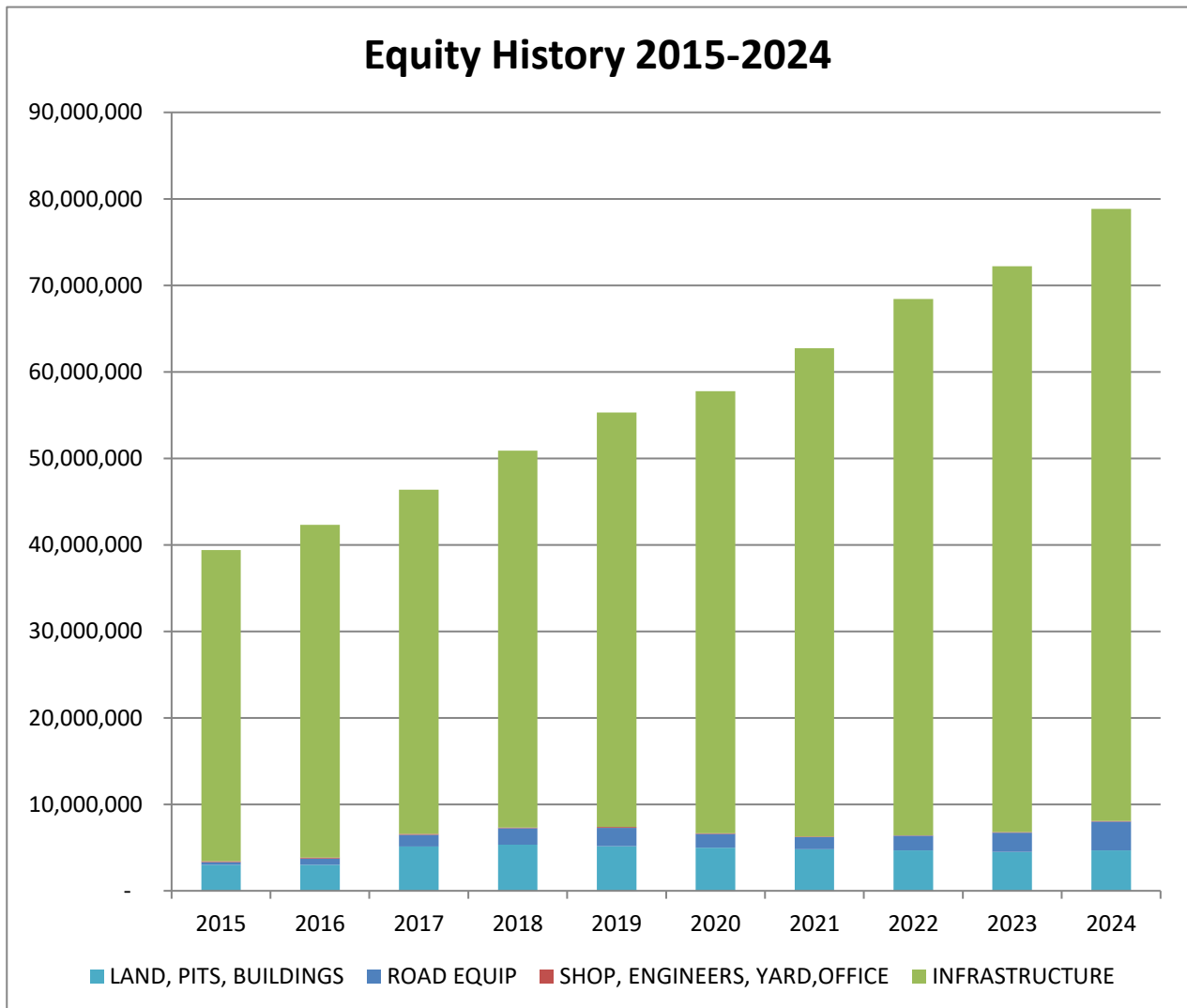
Start: 01/01/2024 End: 12/31/2024

CAPITAL ASSETS ACCOUNT GROUP

| Assets | (A) | (B) |
|--|------------------------------|------------------------|
| 24. Land | | \$37,094.02 |
| 25. Land Improvements | \$1,091,440.83 | |
| 25 a.Less: Accumulated Depreciation | (202,226.70) | 889,214.13 |
| 26. Depletable Assets | 232,409.60 | |
| 26 a.Less: Accumulated Depreciation | (86,046.96) | 146,362.64 |
| 27. Buildings | 6,462,200.29 | |
| 27 a.Less: Accumulated Depreciation | (2,863,216.05) | 3,598,984.24 |
| 28. Equipment - Road | 13,607,656.64 | |
| 28 a.Less: Accumulated Depreciation | (10,257,851.05) | 3,349,805.59 |
| 29. Equipment - Shop | 261,193.99 | |
| 29 a.Less: Accumulated Depreciation | (231,681.05) | 29,512.94 |
| 30. Equipment - Engineers | 53,706.58 | |
| 30 a.Less: Accumulated Depreciation | (53,706.58) | 0.00 |
| 31. Equipment - Yard and Storage | 241,662.57 | |
| 31 a.Less: Accumulated Depreciation | (236,901.45) | 4,761.12 |
| 32. Equipment and Furniture - Office | 132,918.91 | |
| 32 a.Less: Accumulated Depreciation | (98,708.09) | 34,210.82 |
| 33. Infrastructure | 96,023,043.26 | |
| 33 a.Less: Accumulated Depreciation | (25,281,661.88) | 70,741,381.38 |
| 34. Vehicles | 0.00 | |
| 34 a.Less: Accumulated Depreciation | 0.00 | 0.00 |
| 35. Construction Work in Progress | | 10,723.63 |
| | 36. Total Assets | \$78,842,050.51 |
| | | |
| Equities | | |
| 37. Plant and Equipment Equity | | |
| 37 a.Primary | | 530.40 |
| 37 b.Local | | 0.00 |
| 37 c.Co. Road Comm. | | 8,089,415.10 |
| 37 d.Infrastructure | | 70,752,105.01 |
| | 38. Total Equities | \$78,842,050.51 |
| | | |
| Long Term Debt | | |
| 39. Bonds Payable (Act 51) | | 1,900,000.00 |
| 40. Notes Payable (Act 143) | | 0.00 |
| 41. Vested Vacation and Sick Leave Payable | | 471,601.60 |
| 42. Installment/Lease Purchase Payable | | 0.00 |
| 43. Other | | 0.00 |
| | 44. Total Liabilities | \$2,371,601.60 |
| | | |
| Fiduciary Fund | | |
| 45. Deferred Compensation (Pension) Plan | | \$0.00 |

EMMET COUNTY ROAD COMMISSION
Equity History

| YEAR | LAND, PITS, BUILDINGS | ROAD EQUIP | SHOP, ENGINEERS, YARD, OFFICE | INFRASTRUCTURE | TOTAL |
|------|-----------------------|------------|-------------------------------|----------------|------------|
| 2015 | 2,999,593 | 334,189 | 95,496 | 35,954,864 | 39,384,141 |
| 2016 | 3,013,674 | 720,187 | 89,849 | 38,481,644 | 42,305,354 |
| 2017 | 5,128,567 | 1,359,825 | 108,108 | 39,775,340 | 46,371,840 |
| 2018 | 5,340,094 | 1,892,837 | 90,980 | 43,560,526 | 50,884,437 |
| 2019 | 5,155,092 | 2,133,551 | 78,241 | 47,917,823 | 55,284,706 |
| 2020 | 4,980,570 | 1,584,345 | 71,276 | 51,113,043 | 57,749,235 |
| 2021 | 4,819,961 | 1,367,794 | 72,714 | 56,483,037 | 62,743,506 |
| 2022 | 4,666,954 | 1,702,218 | 54,829 | 62,003,893 | 68,427,894 |
| 2023 | 4,507,880 | 2,225,007 | 51,490 | 65,422,902 | 72,207,279 |
| 2024 | 4,671,655 | 3,349,806 | 68,485 | 70,752,105 | 78,842,051 |



Emmet

Year Ended - 2024

Start: 01/01/2024 End: 12/31/2024

STATEMENT OF REVENUES

| | Primary Road Fund (P) | Local Road Fund (L) | Co. Road Comm. Fund (C) | Total (T) |
|--|--------------------------------------|------------------------------------|--|-----------------------|
| <u>Taxes</u> | | | | |
| 46. County Wide Millage | \$0.00 | \$0.00 | \$0.00 | \$0.00 |
| 47. Other | 0.00 | 0.00 | 0.00 | 0.00 |
| 48. Total Taxes | <u>0.00</u> | <u>0.00</u> | <u>0.00</u> | <u>0.00</u> |
| <u>Licenses and Permits</u> | | | | |
| 49. Specify | 13,150.00 | 20,200.00 | 34,850.00 | 68,200.00 |
| <u>Federal Sources</u> | | | | |
| 50. Surface Tran. Program (STP) | 133,079.15 | 0.00 | 0.00 | 133,079.15 |
| 51. C Funds - Federal | 0.00 | 0.00 | 0.00 | 0.00 |
| 52. D Funds - Federal | 0.00 | 0.00 | 0.00 | 0.00 |
| 53. Bridge | 0.00 | 0.00 | 0.00 | 0.00 |
| 54. High Priority | 0.00 | 0.00 | 0.00 | 0.00 |
| 55. Other | 1,401,371.21 | 0.00 | 0.00 | 1,401,371.21 |
| 56. Total Federal Sources | <u>1,534,450.36</u> | <u>0.00</u> | <u>0.00</u> | <u>1,534,450.36</u> |
| STATE SOURCES | | | | |
| <u>Michigan Transportation Fund</u> | | | | |
| 57. Engineering | 6,623.96 | 3,376.04 | | 10,000.00 |
| 58. Snow Removal | 192,350.49 | 90,517.88 | | 282,868.37 |
| 59. Urban Road | 221,853.30 | 79,432.21 | | 301,285.51 |
| 60. Allocation | 4,977,677.10 | 2,536,973.70 | | 7,514,650.80 |
| 61. Total MTF | <u>5,398,504.85</u> | <u>2,710,299.83</u> | | <u>8,108,804.68</u> |
| <u>Other</u> | | | | |
| 62. Local Bridge | 0.00 | 0.00 | | 0.00 |
| 63. Other | 0.00 | 0.00 | 0.00 | 0.00 |
| 64. Total Other | <u>0.00</u> | <u>0.00</u> | <u>0.00</u> | <u>0.00</u> |
| <u>Economic Development Fund</u> | | | | |
| 65. Target Industries (A) | 0.00 | 0.00 | | 0.00 |
| 66. Urban Congestion (C) | 0.00 | 0.00 | | 0.00 |
| 67. Rural Primary (D) | 0.00 | 0.00 | | 0.00 |
| 68. Forest Road (E) | 0.00 | 0.00 | | 0.00 |
| 69. Urban Area (F) | 0.00 | 0.00 | | 0.00 |
| 70. Other | 0.00 | 0.00 | | 0.00 |
| 71. Total EDF | <u>0.00</u> | <u>0.00</u> | | <u>0.00</u> |
| 72. Total State Sources | <u>\$5,398,504.85</u> | <u>\$2,710,299.83</u> | <u>\$0.00</u> | <u>\$8,108,804.68</u> |

Emmet

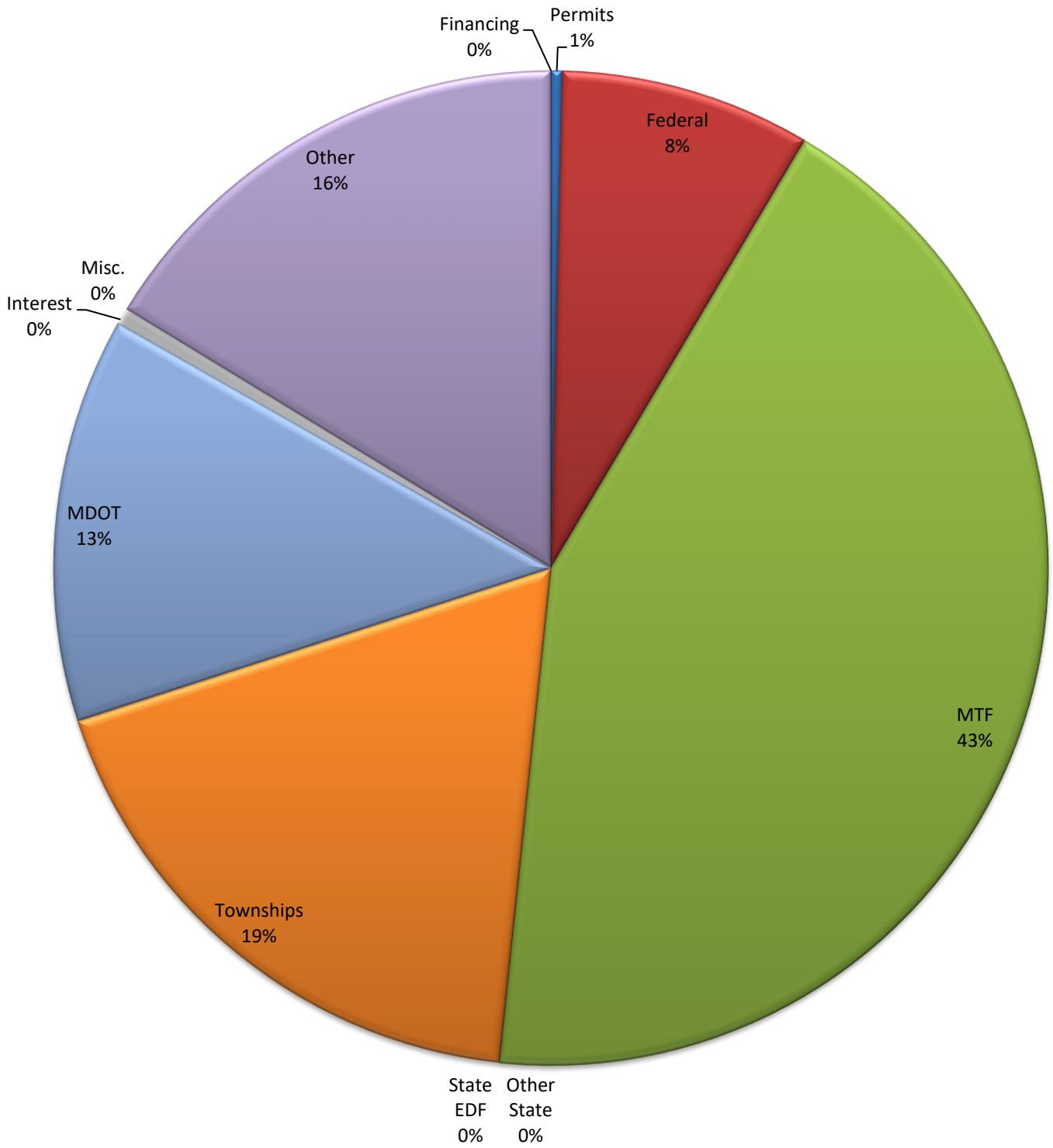
Year Ended - 2024

Start: 01/01/2024 End: 12/31/2024

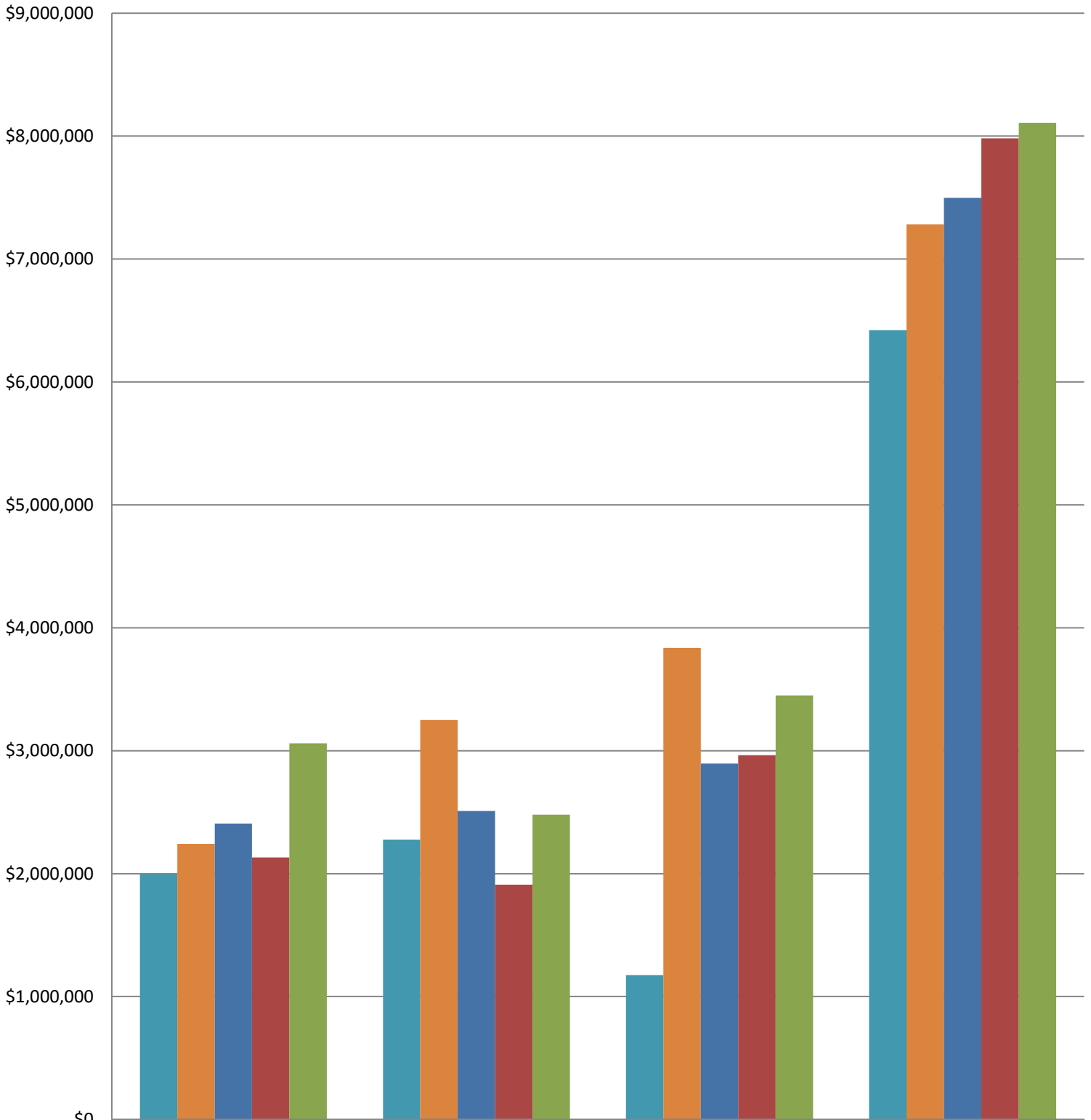
STATEMENT OF REVENUES

| | Primary Road Fund (P) | Local Road Fund (L) | Co. Road Comm. Fund (C) | Total (T) |
|--|-----------------------------|---------------------------|-------------------------------|------------------------|
| Contributions From Local Units | | | | |
| 73. City and Village | \$0.00 | \$0.00 | \$0.00 | \$0.00 |
| 74. Township Contr. | 709,388.47 | 2,492,514.65 | 0.00 | 3,201,903.12 |
| 75. Other | 160,252.40 | 87,572.61 | 0.00 | 247,825.01 |
| 76. Total Contributions | 869,640.87 | 2,580,087.26 | 0.00 | 3,449,728.13 |
| Charges for Service | | | | |
| 77. Trunkline Maintenance | 0.00 | | 1,773,562.04 | 1,773,562.04 |
| 78. Trunkline Non-maintenance | 0.00 | | 706,893.09 | 706,893.09 |
| 79. Salvage Sales | 0.00 | 0.00 | 13,455.11 | 13,455.11 |
| 80. Other | 0.00 | 0.00 | 3,400.00 | 3,400.00 |
| 81. Total Charges | 0.00 | 0.00 | 2,497,310.24 | 2,497,310.24 |
| Interest and Rents | | | | |
| 82. Interest Earned | 47,541.71 | 0.00 | 480.22 | 48,021.93 |
| 83. Property Rentals | 0.00 | 0.00 | 0.00 | 0.00 |
| 84. Total Interest/Rents | 47,541.71 | 0.00 | 480.22 | 48,021.93 |
| Other | | | | |
| 85. Special Assessments | 0.00 | 0.00 | 0.00 | 0.00 |
| 86. Land and Bldg. Sales | 0.00 | 0.00 | 0.00 | 0.00 |
| 87. Sundry Refunds | 0.00 | 0.00 | 0.00 | 0.00 |
| 88. Gain (Loss) Equip. Disp. | 1,656.86 | 0.00 | 29,569.14 | 31,226.00 |
| 89. Contributions from Private Sources | 0.00 | 0.00 | 0.00 | 0.00 |
| 90. Other | 2,433,469.25 | 509,299.37 | 117,952.37 | 3,060,720.99 |
| 91. Total Other | 2,435,126.11 | 509,299.37 | 147,521.51 | 3,091,946.99 |
| Other Financing Sources | | | | |
| 92. County Appropriation | 0.00 | 0.00 | 0.00 | 0.00 |
| 93. Bond Proceeds | 0.00 | 0.00 | 0.00 | 0.00 |
| 94. Note Proceeds | 0.00 | 0.00 | 0.00 | 0.00 |
| 95. Inst. Purch./Leases | 0.00 | 0.00 | 0.00 | 0.00 |
| 96. Total Other Fin. Sources | 0.00 | 0.00 | 0.00 | 0.00 |
| 97. TOTAL REVENUE AND OTHER FINANCING SOURCES | \$10,298,413.90 | \$5,819,886.46 | \$2,680,161.97 | \$18,798,462.33 |

EMMET COUNTY ROAD COMMISSION - 2024 REVENUE



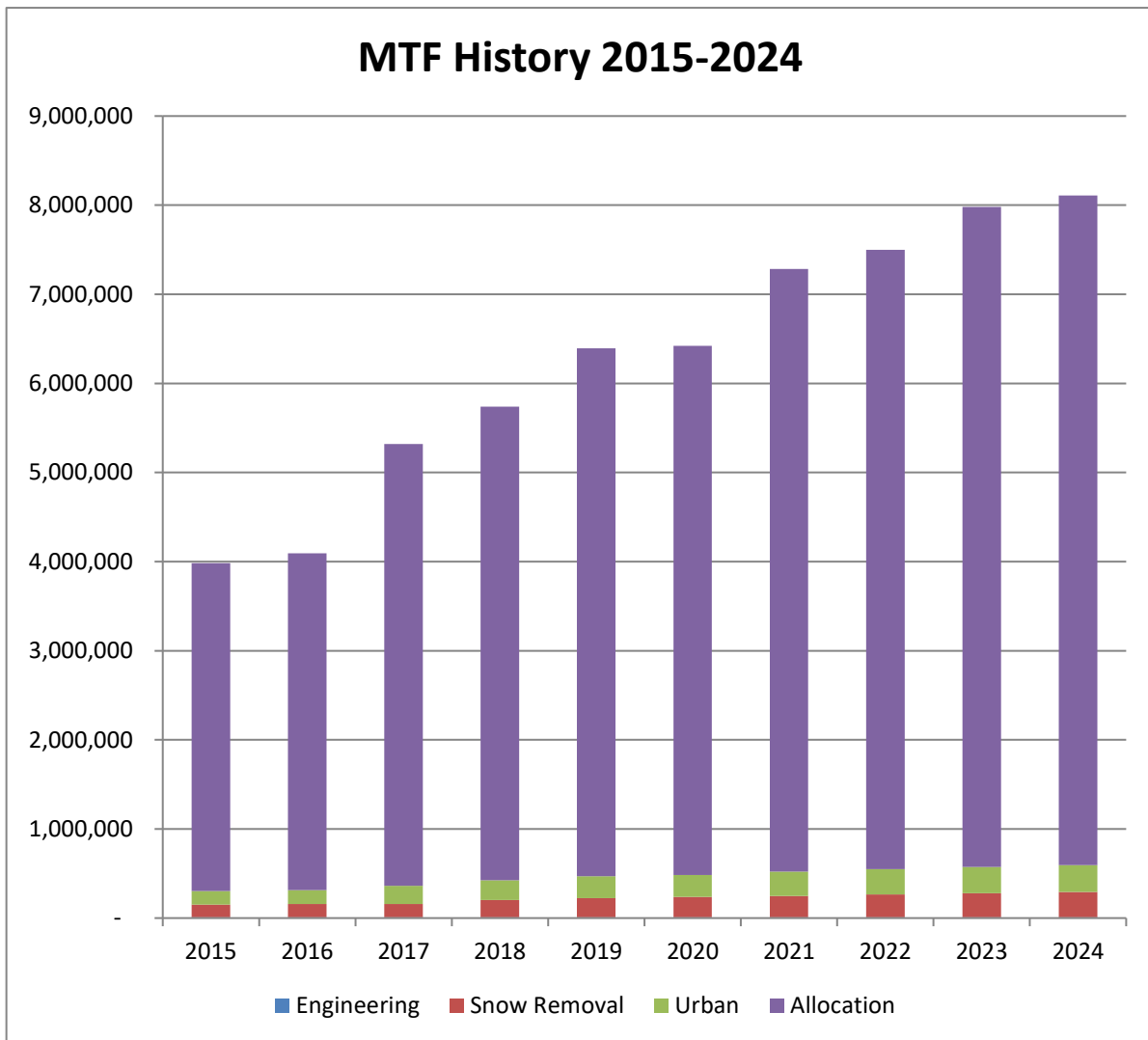
FIVE YEAR REVENUE COMPARISON



| | OTHER | MDOT | TOWNSHIPS | MTF |
|------|-----------|-----------|-----------|-----------|
| 2020 | 1,995,042 | 2,277,172 | 1,174,051 | 6,422,364 |
| 2021 | 2,241,662 | 3,251,910 | 3,836,997 | 7,283,257 |
| 2022 | 2,406,845 | 2,509,021 | 2,896,017 | 7,497,958 |
| 2023 | 2,131,706 | 1,910,925 | 2,963,488 | 7,981,161 |
| 2024 | 3,060,721 | 2,480,455 | 3,449,728 | 8,108,805 |

Michigan Transportation Funds History

| TOTAL PRIMARY AND LOCAL ROADS | | | | | |
|-------------------------------|-------------|--------------|---------|------------|-----------|
| Year | Engineering | Snow Removal | Urban | Allocation | Total |
| 2015 | 10,000 | 140,752 | 151,738 | 3,679,417 | 3,981,908 |
| 2016 | 10,000 | 146,487 | 155,677 | 3,782,049 | 4,094,213 |
| 2017 | 10,000 | 148,367 | 205,021 | 4,956,301 | 5,319,689 |
| 2018 | 10,000 | 193,540 | 220,424 | 5,315,720 | 5,739,684 |
| 2019 | 10,000 | 213,475 | 244,660 | 5,926,195 | 6,394,330 |
| 2020 | 10,000 | 226,419 | 246,084 | 5,939,860 | 6,422,364 |
| 2021 | 10,000 | 237,928 | 274,842 | 6,760,487 | 7,283,257 |
| 2022 | 10,000 | 256,759 | 280,982 | 6,950,217 | 7,497,958 |
| 2023 | 10,000 | 269,226 | 295,829 | 7,406,106 | 7,981,161 |
| 2024 | 10,000 | 282,868 | 301,286 | 7,514,651 | 8,108,805 |



Emmet

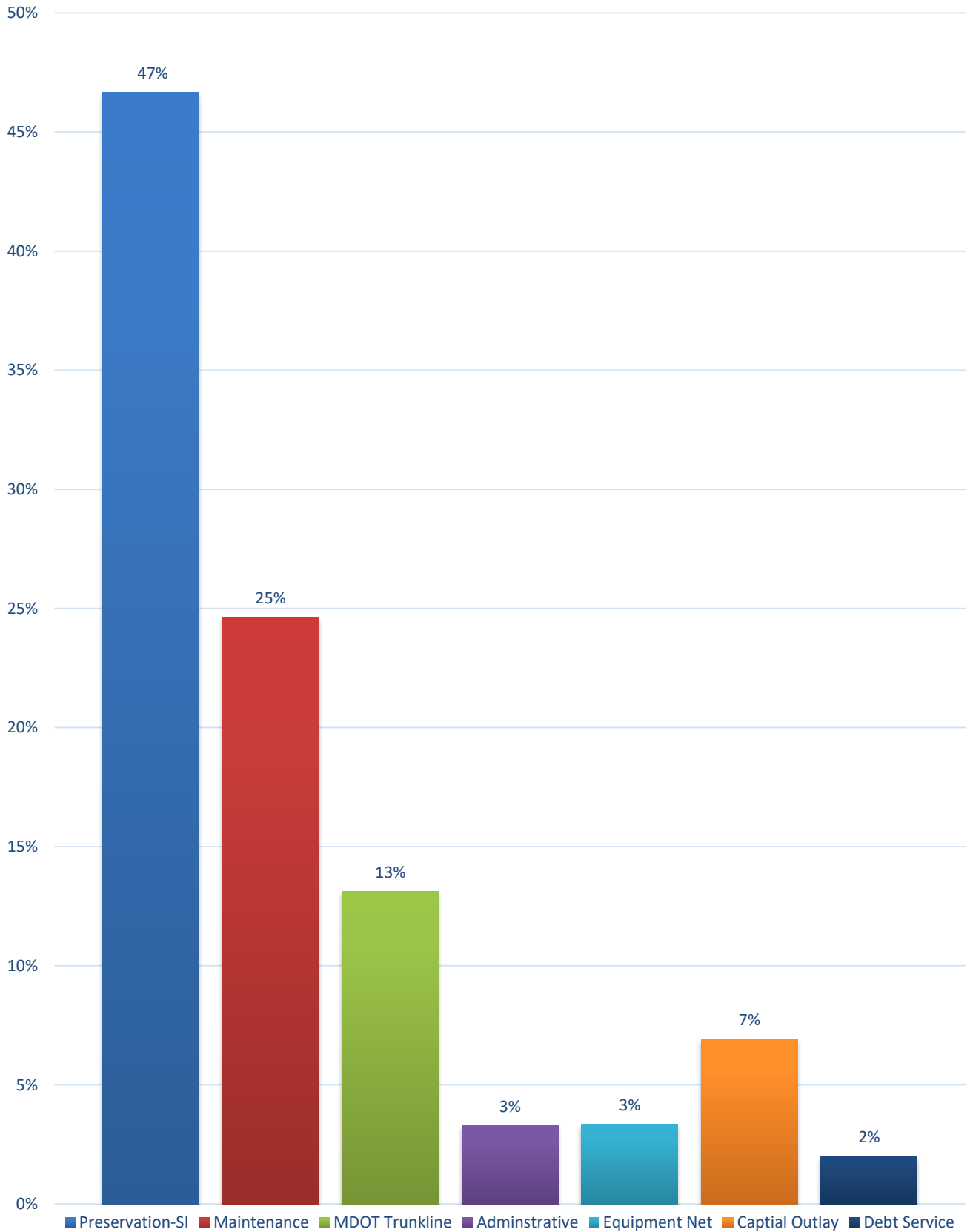
Year Ended - 2024

Start: 01/01/2024 End: 12/31/2024

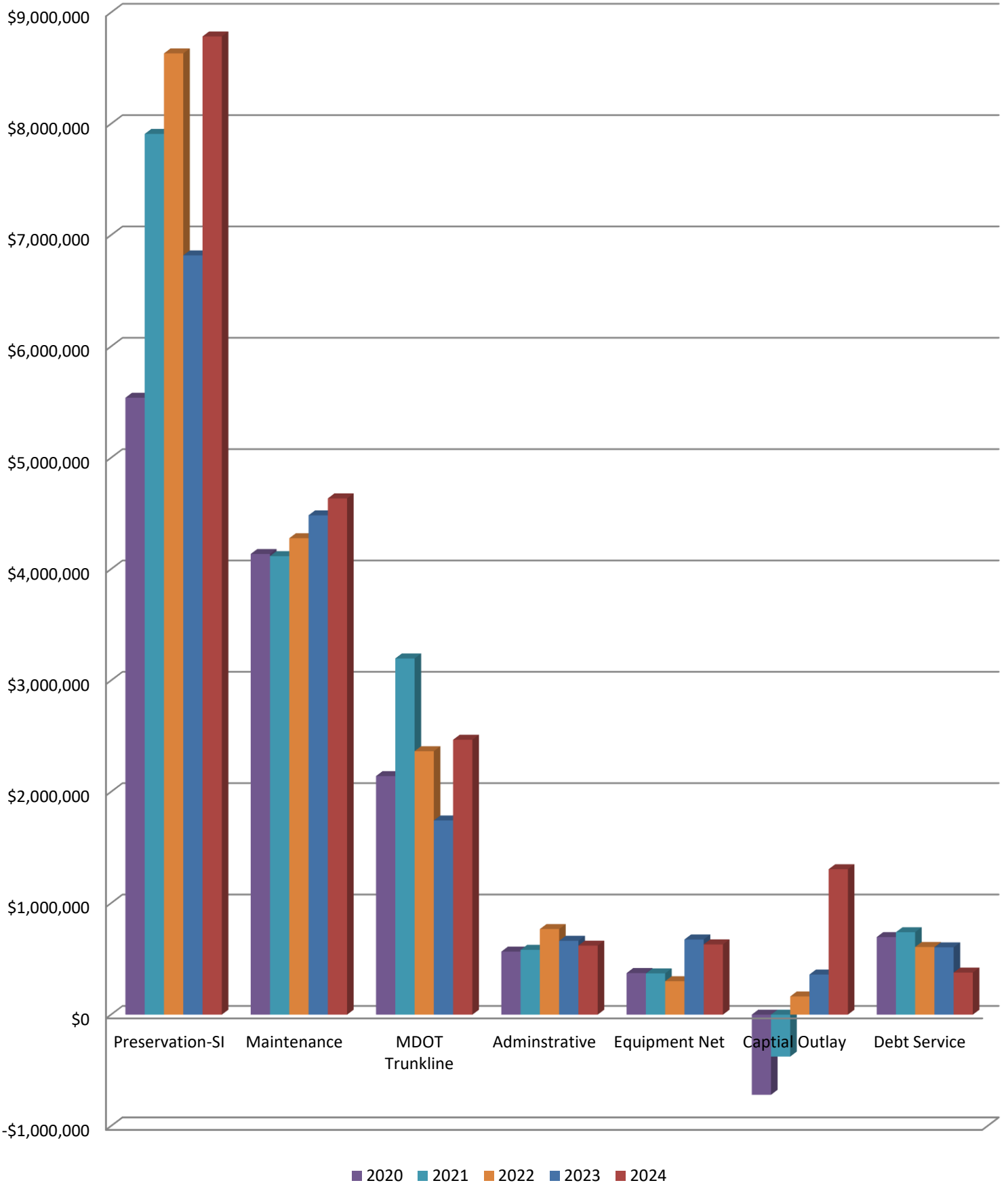
STATEMENT OF EXPENDITURES

| | Primary Road Fund (P) | Local Road Fund (L) | Co. Road Comm. Fund (C) | Total (T) |
|--|--------------------------------------|------------------------------------|--|-------------------------------|
| <u>Construction/Capacity Improvement</u> | | | | |
| 98. Roads | 0.00 | 0.00 | | 0.00 |
| 99. Structures | 0.00 | 0.00 | | 0.00 |
| 100. Roadside Parks | 0.00 | 0.00 | | 0.00 |
| 101. Special Assessments | 0.00 | 0.00 | | 0.00 |
| 102. Other | 0.00 | 0.00 | | 0.00 |
| 103. Total Construction/Cap. Imp. | <u>0.00</u> | <u>0.00</u> | | <u>0.00</u> |
| <u>Preservation - Structural Improvements</u> | | | | |
| 104. Roads | 4,274,278.52 | 3,443,050.16 | | 7,717,328.68 |
| 105. Structures | 1,067,564.18 | 0.00 | | 1,067,564.18 |
| 106. Safety Projects | 0.00 | 0.00 | | 0.00 |
| 107. Roadside Parks | 0.00 | 0.00 | | 0.00 |
| 108. Special Assessments | 0.00 | 0.00 | | 0.00 |
| 109. Other | 0.00 | 0.00 | | 0.00 |
| 110. Total Preservation - Struct. Imp. | <u>5,341,842.70</u> | <u>3,443,050.16</u> | | <u>8,784,892.86</u> |
| <u>Maintenance</u> | | | | |
| 111. Roads | 1,393,072.61 | 1,399,917.70 | | 2,792,990.31 |
| 112. Structures | 0.00 | 0.00 | | 0.00 |
| 113. Roadside Parks | 0.00 | 0.00 | | 0.00 |
| 114. Winter Maintenance | 777,205.51 | 844,629.78 | | 1,621,835.29 |
| 115. Traffic Control | 120,891.95 | 100,319.54 | | 221,211.49 |
| 116. Total Maintenance | <u>2,291,170.07</u> | <u>2,344,867.02</u> | | <u>4,636,037.09</u> |
| 117. Total Construction, Preservation And Maintenance | <u>7,633,012.77</u> | <u>5,787,917.18</u> | | <u>13,420,929.95</u> |
| <u>Other</u> | | | | |
| 118. Trunkline Maintenance | 0.00 | | 1,761,613.04 | 1,761,613.04 |
| 119. Trunkline Non-maintenance | 0.00 | | 706,893.09 | 706,893.09 |
| 120. Administrative Expense | 352,467.40 | 267,266.96 | | 619,734.36 |
| 121. Equipment - Net | 207,046.04 | 243,574.01 | 180,159.59 | 630,779.64 |
| 122. Capital Outlay - Net | 1,693,512.48 | 0.00 | (387,944.67) | 1,305,567.81 |
| 123. Debt Principal Payment | 0.00 | 0.00 | 321,107.34 | 321,107.34 |
| 124. Interest Expense | 0.00 | 0.00 | 56,490.49 | 56,490.49 |
| 125. Drain Assessment | 0.00 | 0.00 | 0.00 | 0.00 |
| 126. Other | 0.00 | 0.00 | 0.00 | 0.00 |
| 127. Total Other | <u>2,253,025.92</u> | <u>510,840.97</u> | <u>2,638,318.88</u> | <u>5,402,185.77</u> |
| 128. Total Expenditures | <u>\$9,886,038.69</u> | <u>\$6,298,758.15</u> | <u>\$2,638,318.88</u> | <u>\$18,823,115.72</u> |

2024 EXPENSES - PERCENTAGE OF TOTAL EXPENSES

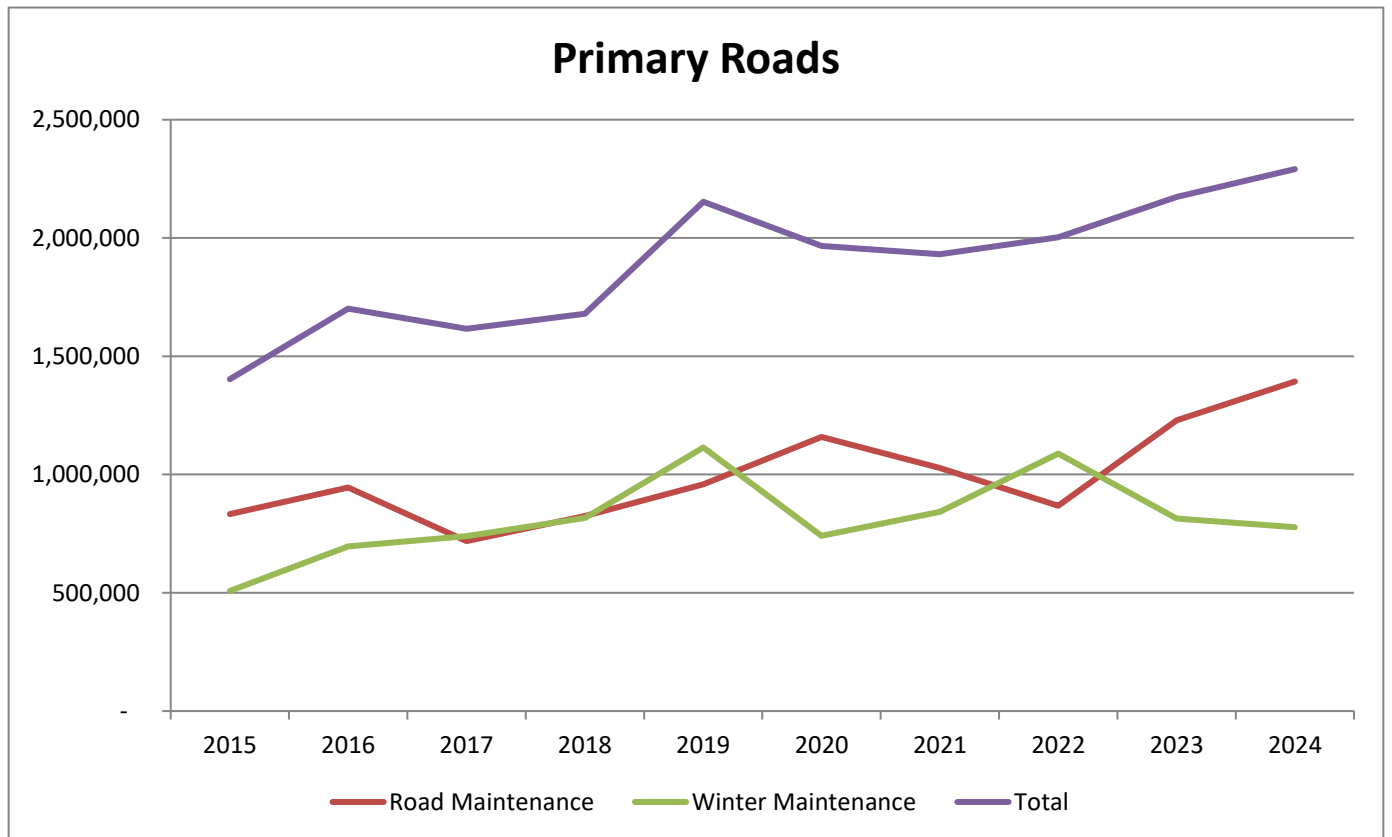


FIVE YEAR EXPENSE COMPARISON



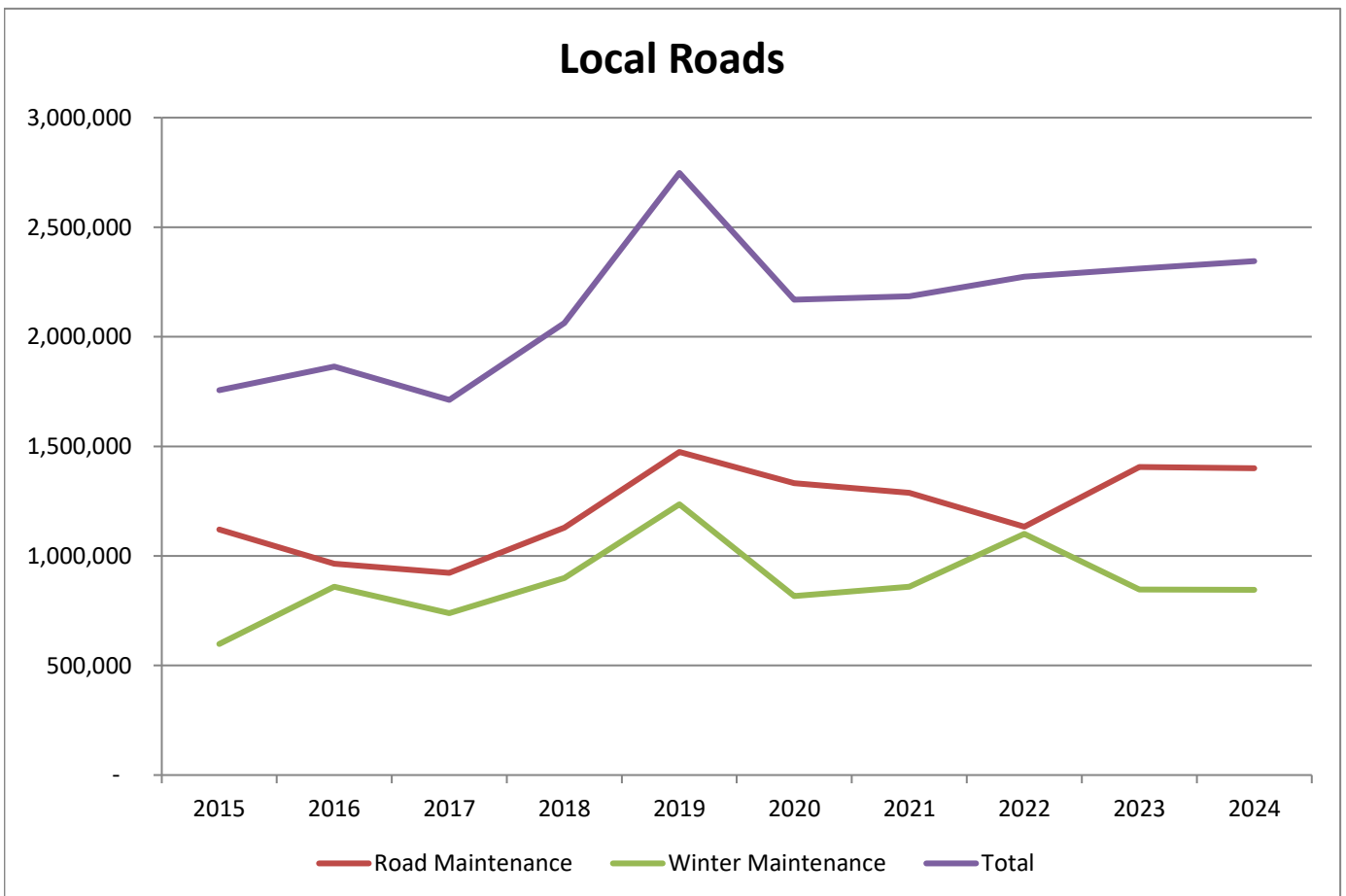
Maintenance Expense Ten Year History

| Primary Roads | | | | | | |
|---------------|------------------|--------------------|-----------------|-----------|---------------|--------|
| Year | Road Maintenance | Winter Maintenance | Traffic Control | Total | Cost Per Mile | Miles |
| 2015 | 832,203 | 507,884 | 62,968 | 1,403,054 | 5,739 | 244.48 |
| 2016 | 945,228 | 696,709 | 59,789 | 1,701,726 | 6,961 | 244.48 |
| 2017 | 718,426 | 738,901 | 159,204 | 1,616,531 | 6,540 | 247.16 |
| 2018 | 823,987 | 816,487 | 39,215 | 1,679,689 | 6,796 | 247.16 |
| 2019 | 958,192 | 1,114,312 | 80,597 | 2,153,100 | 8,711 | 247.16 |
| 2020 | 1,159,319 | 740,140 | 67,459 | 1,966,917 | 7,958 | 247.16 |
| 2021 | 1,028,130 | 842,777 | 60,758 | 1,931,665 | 7,815 | 247.16 |
| 2022 | 868,162 | 1,088,201 | 47,058 | 2,003,421 | 8,106 | 247.16 |
| 2023 | 1,229,439 | 813,183 | 130,244 | 2,172,866 | 8,791 | 247.16 |
| 2024 | 1,393,073 | 777,206 | 120,892 | 2,291,170 | 9,270 | 247.16 |



Maintenance Expense Ten Year History

| Local Roads | | | | | | |
|-------------|------------------|--------------------|-----------------|-----------|---------------|--------|
| Year | Road Maintenance | Winter Maintenance | Traffic Control | Total | Cost Per Mile | Miles |
| 2015 | 1,120,801 | 598,095 | 37,634 | 1,756,529 | 2,990 | 587.43 |
| 2016 | 963,689 | 858,681 | 42,084 | 1,864,454 | 3,172 | 587.70 |
| 2017 | 922,618 | 738,366 | 51,033 | 1,712,017 | 2,926 | 585.18 |
| 2018 | 1,128,780 | 899,354 | 34,329 | 2,062,463 | 3,518 | 586.20 |
| 2019 | 1,474,476 | 1,235,528 | 37,665 | 2,747,669 | 4,688 | 586.05 |
| 2020 | 1,332,188 | 816,666 | 20,698 | 2,169,552 | 3,702 | 586.05 |
| 2021 | 1,288,672 | 859,175 | 37,411 | 2,185,258 | 3,727 | 586.32 |
| 2022 | 1,133,468 | 1,100,532 | 40,705 | 2,274,705 | 3,880 | 586.32 |
| 2023 | 1,406,057 | 846,858 | 58,003 | 2,310,919 | 3,942 | 586.30 |
| 2024 | 1,399,918 | 844,630 | 100,320 | 2,344,867 | 3,999 | 586.30 |



Emmet

Year Ended - 2024

Start: 01/01/2024 End: 12/31/2024

STATEMENT OF CHANGES IN FUND BALANCES

| | Primary Road Fund (P) | Local Road Fund (L) | Co. Road Comm. Fund (C) | Total (T) |
|--|-----------------------------|---------------------------|-------------------------------|-----------------|
| 129. Total Revenues And Other Financing Sources | \$10,298,413.90 | \$5,819,886.46 | \$2,680,161.97 | \$18,798,462.33 |
| 130. Total Expenditures | 9,886,038.69 | 6,298,758.15 | 2,638,318.88 | 18,823,115.72 |
| 131. Excess of Revenues Over (Under) Expenditures | 412,375.21 | (478,871.69) | 41,843.09 | (24,653.39) |
| 132. Optional Transfers | | | | |
| 132 a. Primary to Local (50%) | (478,871.69) | 478,871.69 | | 0.00 |
| 132 b. Local to Primary (15%) | 0.00 | 0.00 | | 0.00 |
| 133. Emergency Transfers (Local to Primary) | 0.00 | 0.00 | | 0.00 |
| 134. Total Optional Transfers | (478,871.69) | 478,871.69 | | 0.00 |
| 135. Excess of Revenues and Other Sources Over (Under) Expenditures and Other Uses | (66,496.48) | 0.00 | 41,843.09 | (24,653.39) |
| 136. Beginning Fund | 3,983,734.29 | 0.00 | 43,176.97 | 4,026,911.26 |
| 137. Adjustment | 0.00 | 0.00 | 0.00 | 0.00 |
| 138. Beginning Fund Balance Restated | 3,983,734.29 | 0.00 | 43,176.97 | 4,026,911.26 |
| 139. Interfund Transfer(County to Primary and/or Local) | 0.00 | 0.00 | 0.00 | 0.00 |
| 140. Ending Fund Balance | \$3,917,237.81 | \$0.00 | \$85,020.06 | \$4,002,257.87 |

FUND BALANCE TEN YEAR HISTORY



| | 2015 | 2016 | 2017 | 2018 | 2019 | 2020 | 2021 | 2022 | 2023 | 2024 |
|----------------|-----------|-----------|-----------|-----------|-----------|-----------|-----------|-----------|-----------|-----------|
| Gain or (Loss) | 202,491 | (226,001) | 714,963 | 97,486 | (603,878) | 559,930 | 693,809 | 975,209 | 584,094 | (24,653) |
| Fund Balance | 1,231,299 | 1,005,299 | 1,720,261 | 1,817,747 | 1,213,869 | 1,773,799 | 2,467,609 | 3,442,817 | 4,026,912 | 4,002,258 |

— Gain or (Loss) — Fund Balance

Emmet

Year Ended - 2024

Start: 01/01/2024 End: 12/31/2024

EQUIPMENT EXPENSE

Direct Equipment Expense

| | | |
|--------------------------------|-------------------|---------------------|
| 141. Labor and Fringe Benefits | \$730,221.09 | |
| 142. Depreciation | <u>931,355.14</u> | |
| 143. Other | <u>386,417.01</u> | |
| 144. Total Direct | | <u>2,047,993.24</u> |

| | | |
|---------------------------------|--|-------------------|
| 145. Indirect Equipment Expense | | <u>873,318.35</u> |
|---------------------------------|--|-------------------|

Operating Equipment Expense

| | | |
|--------------------------------|-------------------|---------------------|
| 146. Labor and Fringe Benefits | 0.00 | |
| 147. Operating Expenses | <u>340,376.77</u> | |
| 148. Total Operating | | <u>\$340,376.77</u> |

149. TOTAL EQUIPMENT EXPENSE \$3,261,688.36

Equipment Rental Credits:

| | <u>Primary</u> | <u>Local</u> | <u>County</u> | <u>Total</u> |
|--|-------------------|---------------------|-------------------|---------------------|
| 150. Construction/Capacity Improvement | 0.00 | 0.00 | | 0.00 |
| 151. Preservation - Structural Improvement | <u>147,670.42</u> | <u>87,254.17</u> | | <u>234,924.59</u> |
| 152. Maintenance | <u>715,894.62</u> | <u>928,664.76</u> | | <u>1,644,559.38</u> |
| 153. Inventory Operations | <u>0.00</u> | <u>0.00</u> | 20,650.25 | <u>20,650.25</u> |
| 154. MDOT | <u>0.00</u> | | <u>599,173.57</u> | <u>599,173.57</u> |
| 155. Other Reimbursable Charges | <u>0.00</u> | <u>0.00</u> | <u>0.00</u> | <u>0.00</u> |
| 156. All Other Charges | <u>0.00</u> | <u>0.00</u> | <u>131,600.93</u> | <u>131,600.93</u> |
| 157. Total Equipment Rental Credits | <u>863,565.04</u> | <u>1,015,918.93</u> | <u>751,424.75</u> | <u>2,630,908.72</u> |
| | (A) | (B) | (C) | (D) |
| 158. (Gain) or Loss on Usage of Equipment | | | | <u>630,779.64</u> |

PRORATION OF EQUIPMENT USAGE GAIN OR LOSS

(Net Equipment Expense)

| | | | | |
|---|---------------------|-----------------------|---------------------|-----------------------|
| 159. Equipment Rental Credits | <u>\$863,565.04</u> | <u>\$1,015,918.93</u> | <u>\$751,424.75</u> | <u>\$2,630,908.72</u> |
| | (A) | (B) | (C) | (D) |
| 160. Percent of Total | 32.82 % | 38.61 % | 28.56 % | 100.00 % |
| 161. Prorated Total Equipment Expense | <u>1,070,611.08</u> | <u>1,259,492.94</u> | <u>931,584.34</u> | <u>3,261,688.36</u> |
| 162. Prorated Gain/Loss On Usage (Net Equipment Expense) | <u>207,046.04</u> | <u>243,574.01</u> | <u>180,159.59</u> | <u>630,779.64</u> |

Emmet

Year Ended - 2024

Start: 01/01/2024 **End:** 12/31/2024

SCHEDULE OF CAPITAL OUTLAY

| | |
|---|-----------------------|
| 215. Land and Improvements (971 - 974) | \$0.00 |
| 216. Buildings (975) | 337,891.99 |
| 217. Equipment Road (976, 981) | 2,056,153.67 |
| 218. Equipment Shop (977) | 7,042.01 |
| 219. Equipment Engineers (978) | 0.00 |
| 220. Equipment - Yard and Storage (979) | 0.00 |
| 221. Equipment Office (980) | 23,544.41 |
| 222. Depletable Assets (987) | 0.00 |
| 223. Total Capital Outlay: | <u>\$2,424,632.08</u> |

| | <u>Primary</u> | <u>Local</u> | <u>County</u> | <u>Total</u> |
|---|-----------------------|---------------|-----------------------|-----------------------|
| 224. Total Capital Outlay: | 1,717,473.99 | 0.00 | 707,158.09 | 2,424,632.08 |
| 225. Less: Equipment Retirements 689 | 0.00 | 0.00 | 0.00 | 0.00 |
| 226. Sub-total | 1,717,473.99 | 0.00 | 707,158.09 | 2,424,632.08 |
| 227. Less: Depreciation and Depletion 968 | (23,961.51) | 0.00 | (1,095,102.76) | (1,119,064.27) |
| 228. Net Capital Outlay Expenditure | <u>\$1,693,512.48</u> | <u>\$0.00</u> | <u>\$(387,944.67)</u> | <u>\$1,305,567.81</u> |

DISTRIBUTION OF GAIN OR LOSS ON DISPOSAL OF ASSETS

| | <u>Primary</u> | <u>Local</u> | <u>County</u> | <u>Total</u> |
|---|-----------------|--------------|------------------|------------------|
| 229. Beginning Capital Asset Balance | | | | |
| Prior Year's Report (Pg. 3) | 359,980.53 | 0.00 | 6,424,397.16 | 6,784,377.69 |
| 230. Percentage of Total | 5.31 % | 0.00 % | 94.69 % | 100.00 % |
| 231. Gain or (loss) on disposal of assets 693 | <u>1,656.86</u> | <u>0.00</u> | <u>29,569.14</u> | <u>31,226.00</u> |

Emmet

Year Ended - 2024

Start: 01/01/2024 End: 12/31/2024

**CONSTRUCTION / CAPACITY IMPROVEMENTS / STRUCTURAL IMPROVEMENTS
Summary**

CONSTRUCTION / CAPACITY IMPROVEMENTS

| | Primary System | | Local System | |
|---|----------------|---------------|--------------|---------------|
| | *Unit | Expenditures | *Unit | Expenditures |
| ROADS | | | | |
| 247. New Construction, New Location | 0.00 mi. | x \$0.00 | 0.00 mi. | \$0.00 |
| 248. Widening | 0.00 mi. | 0.00 | 0.00 mi. | 0.00 |
| BRIDGES | | | | |
| 249. New Location | 0.00 ea. | 0.00 | 0.00 ea. | 0.00 |
| 250. TOTAL CONSTRUCTION/CAPACITY IMP | | \$0.00 | | \$0.00 |

PRESERVATION - STRUCTURAL IMPROVEMENTS

| | Primary System | | Local System | |
|---|----------------|-----------------------|--------------|-----------------------|
| | *Unit | Expenditures | *Unit | Expenditures |
| ROADS | | | | |
| 251. Reconstruction | 7.07 mi. | x \$3,242,405.25 | 1.05 mi. | \$660,684.61 |
| 252. Resurfacing | 4.31 mi. | 891,873.75 | 17.67 mi. | 2,057,102.84 |
| 253. Gravel Surfacing | 0.00 mi. | 0.00 | 2.27 mi. | 188,214.89 |
| 254. Paving Gravel Roads | 0.00 mi. | 0.00 | 0.00 mi. | 0.00 |
| SAFETY PROJECTS | | | | |
| 255. Intersection Improvements | 0.00 ea. | 0.00 | 0.00 ea. | 0.00 |
| 256. Railroad Crossing Improvements | 0.00 ea. | 0.00 | 0.00 ea. | 0.00 |
| 257. Other | 0.00 ea. | 0.00 | 0.00 ea. | 0.00 |
| MISCELLANEOUS | | | | |
| 258. Roadside Parks | 0.00 ea. | 0.00 | 0.00 ea. | 0.00 |
| 259. Other | 4.00 ea. | 139,999.52 | 4.00 ea. | 537,047.82 |
| 260. Subtotals | | 4,274,278.52 | | 3,443,050.16 |
| BRIDGES | | | | |
| 261. Replacement | 1.00 ea. | 1,020,184.48 | 0.00 ea. | 0.00 |
| 262. Recondition or Repair | 1.00 ea. | 47,379.70 | 0.00 ea. | 0.00 |
| 263. Replace with Culvert | 0.00 ea. | 0.00 | 0.00 ea. | 0.00 |
| 264. Bridge Subtotals | | 1,067,564.18 | | 0.00 |
| 265. TOTAL PRESERVATION - STRUCT IMP | | \$5,341,842.70 | | \$3,443,050.16 |

*All Units are to be reported in the Fiscal Year that the project is opened for use.

Emmet

Year Ended - 2024

Start: 01/01/2024 End: 12/31/2024

SCHEDULE OF TOWNSHIP MILEAGE AND POPULATION

| Township | Local Roads | | | Primary Roads | | | Population Outside Municipalities | Funds Received (\$) |
|--------------------|------------------|------------------|-----------------------|--------------------|--------------------|-----------------------|-----------------------------------|---------------------|
| | Total Local (mi) | Local Urban (mi) | Funds Received (\$) | Total Primary (mi) | Primary Urban (mi) | Funds Received (\$) | | |
| Bear Creek | 72.67 | 19.35 | 299,826.09 | 21.09 | 11.76 | 268,492.68 | 6,542 | 150,204.32 |
| Bliss | 29.74 | 0.00 | 99,777.70 | 26.99 | 0.00 | 82,157.56 | 568 | 13,041.28 |
| Carp Lake | 35.50 | 0.00 | 119,102.50 | 13.51 | 0.00 | 41,124.44 | 748 | 17,174.08 |
| Center | 32.15 | 0.00 | 107,863.26 | 24.64 | 0.00 | 75,004.16 | 525 | 12,054.00 |
| Cross Village | 18.69 | 0.00 | 62,704.95 | 8.66 | 0.00 | 26,361.04 | 240 | 5,510.40 |
| Friendship | 36.71 | 0.00 | 123,162.05 | 11.39 | 0.00 | 34,671.16 | 954 | 21,903.84 |
| Little Traverse | 32.93 | 11.38 | 143,425.25 | 18.37 | 7.62 | 188,292.92 | 2,657 | 61,004.72 |
| Littlefield | 36.86 | 0.00 | 123,665.30 | 10.79 | 0.00 | 32,844.76 | 2,422 | 55,609.12 |
| Maple River | 54.24 | 0.00 | 181,975.21 | 5.96 | 0.00 | 18,142.24 | 1,126 | 25,852.96 |
| McKinley | 31.60 | 0.00 | 106,018.00 | 13.23 | 0.00 | 40,272.12 | 689 | 15,819.44 |
| Pleasantview | 37.52 | 0.00 | 125,879.60 | 18.94 | 0.00 | 57,653.36 | 918 | 21,077.28 |
| Readmond | 39.48 | 0.00 | 132,455.40 | 16.32 | 0.00 | 49,678.08 | 560 | 12,857.60 |
| Resort | 43.23 | 9.32 | 172,018.05 | 9.63 | 0.85 | 44,079.92 | 2,835 | 65,091.60 |
| Springvale | 55.25 | 0.00 | 185,363.75 | 28.83 | 0.00 | 87,758.52 | 2,146 | 49,272.16 |
| Wawatam | 11.03 | 0.00 | 37,005.65 | 10.68 | 0.00 | 32,509.92 | 140 | 3,214.40 |
| West Traverse | 18.70 | 1.64 | 67,486.30 | 8.13 | 0.90 | 40,382.52 | 1,768 | 40,593.28 |
| 266. Totals | 586.30 | 41.69 | \$2,087,729.06 | 247.16 | 21.13 | \$1,119,425.40 | 24,838 | \$570,280.48 |

| | | | |
|--------------------------------|-------|----------------------------------|-------|
| Local Road Rate Per Mile | 3355 | Primary Road Rate Per Mile | 3044 |
| Local Urban Road Rate Per Mile | 2895 | Primary Urban Road Rate Per Mile | 17372 |
| Population Rate Per Capita | 22.96 | | |

Emmet

Year Ended - 2024

Start: 01/01/2024 End: 12/31/2024

SCHEDULE OF TOWNSHIP EXPENDITURES AND CONTRIBUTIONS
Expenditures

| Township | Construction/ Capacity Improvement (\$) | Preservation - Struct Improvement (\$) | Total (\$) | Township Contributions* (\$) |
|--------------------|--|---|-----------------------|---|
| Bear Creek | 0.00 | 596,004.93 | 596,004.93 | 604,140.66 |
| Bliss | 0.00 | 0.00 | 0.00 | 69,808.80 |
| Carp Lake | 0.00 | 43,055.31 | 43,055.31 | 20,532.00 |
| Center | 0.00 | 0.00 | 0.00 | 64,004.00 |
| Cross Village | 0.00 | 0.00 | 0.00 | 58,104.00 |
| Friendship | 0.00 | 225,648.23 | 225,648.23 | 200,951.58 |
| Little Traverse | 0.00 | 218,954.51 | 218,954.51 | 239,229.70 |
| Littlefield | 0.00 | 396,809.10 | 396,809.10 | 231,207.29 |
| Maple River | 0.00 | 93,013.35 | 93,013.35 | 91,070.19 |
| McKinley | 0.00 | 103,491.31 | 103,491.31 | 102,101.65 |
| Pleasantview | 0.00 | 109,673.81 | 109,673.81 | 107,546.76 |
| Readmond | 0.00 | 140,212.78 | 140,212.78 | 99,575.24 |
| Resort | 0.00 | 494,031.43 | 494,031.43 | 456,844.66 |
| Springvale | 0.00 | 270,687.42 | 270,687.42 | 667,769.30 |
| Wawatam | 0.00 | 52,242.58 | 52,242.58 | 51,146.06 |
| West Traverse | 0.00 | 699,225.40 | 699,225.40 | 137,871.23 |
| 267. Totals | \$0.00 | \$3,443,050.16 | \$3,443,050.16 | \$3,201,903.12 |

*The Township Contributions Totals and the Funds expended for Construction and Preservation amount may not balance. The Township Contributions list all funds contributed by each township and will balance back to the amount reported on the Statement of Revenues, Line 74, Township Contributions.

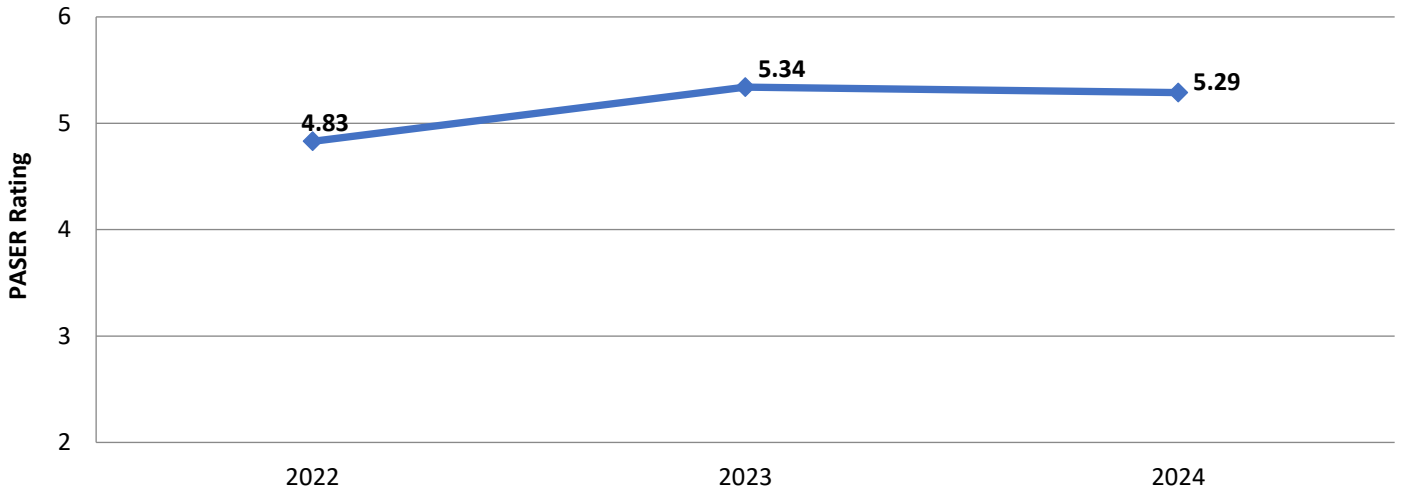
The total funds expended are for Construction and Preservation only. They do not contain funds expended for Routine Preventative Maintenance.

2024 Road Project Funding Sources

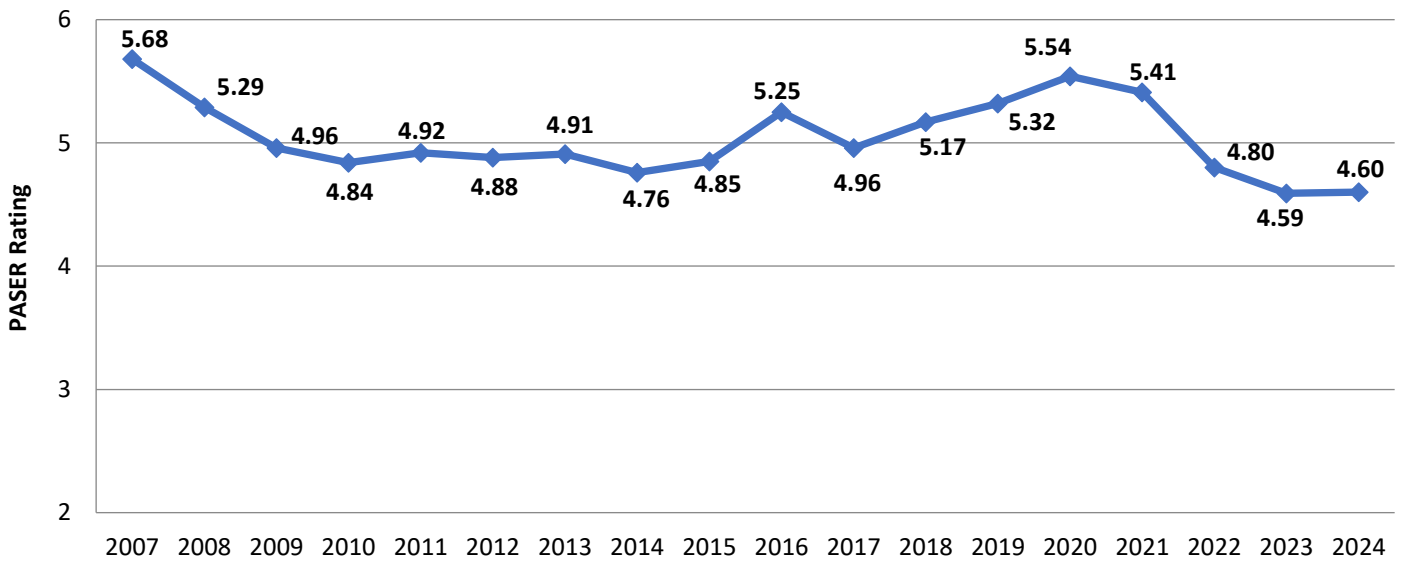
| | |
|--|---------------------|
| Emmet County Road Commission | \$ 965,771 |
| Townships | 3,201,903 |
| Federal Aid | 1,836,850 |
| Little Traverse Bay Bands of Odawa Indians | 2,607,369 |
| Emmet County | 140,000 |
| Tip of the Mit Watershed Council | 33,000 |
| TOTAL Road Improvements in 2024 | \$ 8,784,893 |



Average PASER Rating for Paved Local Roads



Average PASER Rating for Primary Roads



2024 ROAD PROJECTS:

Primary Roads – 10.93 miles improved.

Beach Road – Forest Ave to Bridge St (0.70 mi.)
Ellsworth Road – Mitchell Rd to Pickerel Lake Rd (1.57 mi.)
Lake Shore Drive – Stone Church Rd to Sturgeon Bay Tr (4.46 mi.)
Mitchell Road – Division Road to Petoskey City Limits (0.75 mi.)
Pleasantview Road – Sturgeon Bay Tr to Gill Rd (0.94 mi.)
Robinson Road – Palmer Rd to Larks Lake Rd (1.51 mi.)
Van Road – Pleasantview Road then west one mile (1.00 mi.)

The above projects were funded by Federal Aid, ECRC General Fund, Emmet County, and Township Funds. Projects included reconstruction, asphalt paving, asphalt wedging, seal coat.

Other Large Projects

Lower Shore Drive Box Culvert (Little Traverse Bay Bands of Odawa Indians)
Lake Shore Drive Bridge Installation (Little Traverse Bay Bands of Odawa Indians)
Van Road Large Culvert (Tip of the Mitt Watershed Council)

Local Roads – 21.10 miles improved.

Seal Coat

Boynton Road (Friendship 0.51 mi.)
Edwards Road (Pleasantview 0.99 mi.)
Elder Road (Carp Lake 0.95 mi.)
Fisher Road (Friendship 1.33 mi.)
Hughston Rd (West Traverse 0.24 mi.)
Island Drive (Readmond 2.25 mi.)
North Ayr Road (Pleasantview 0.42 mi.)
Quick Road (West Traverse 0.24 mi.)
Red School Road (Maple River 1.99 mi.)
Straitsview Drive (Wawatam 1.23 mi.)
Valley Road (Pleasantview 0.97 mi.)
Wressel Road (Friendship 0.74 mi.)

Asphalt Overlay

Lower Shore Drive (West Traverse 1.02 mi.)
Maplewood Road (Bear Creek 0.74 mi.)
Moore Road (Littlefield 1.01 mi.)
Stump Road (Resort 1.02 mi.)
Wressel Road (Friendship 0.49 mi.)

Mill/Asphalt Pave

Hathaway Road (Little Traverse 1.01)
Indian Garden Road (Resort 0.60 mi.)

Reconstruction/Pave

Cedar Valley Rd (Bear Creek 0.50 mi.)
Roy Road (Springvale 0.55 mi.)

Gravel Surfacing

Ball Road (McKinley 0.49 mi.)
Birch Street (Littlefield 0.18 mi.)
Lamkin Drive (Readmond 0.67 mi.)
McCarthy Drive (Littlefield 0.47 mi.)
Reed Road (McKinley 0.49 mi.)

The above projects were funded by Townships, Emmet County, and ECRC General Fund.